

A close-up, low-angle shot of a golf green. In the foreground, a white golf ball with 'PUTT VIEW' printed on it sits on the grass. A bright green laser line projects from the background, passing through the ball and leading towards a hole in the foreground. In the background, a golfer's white shoe and the head of a golf club are visible but out of focus.

UPGRADE YOUR GAME

JOYFUL IMPROVEMENT FOR EVERYONE

PUTT.VIEW



A B O U T V I E W L I C I T Y

Introduction – Viewlicity

Viewlicity was founded in 2015 by the German engineers Christoph Pregizer and Lukas Posniak in Hamburg. The company's name is derived from the word "simplicity" and they are specialized in Augmented Reality and software development. Their vision is to create engaging learning experiences using immersive technologies by simplifying the learning process through visualization.

Augmented Reality (AR) merges the digital with the real world and offers the user an interactive experience of the real-world environment. AR is well known primarily from the mobile app Pokémon Go but the technology has a vast potential to solve problems intuitively in many other fields as well. By overlaying digital information seamlessly into the physical world, AR provides visual guidance without the need for complex handbooks and 2D instructions - changing the way we work and learn in production, maintenance and training.



Founder Christoph Pregizer & Lukas Posniak

Learning made simple

Viewlicity has worked with corporations like SAP, Siemens, Volkswagen and Porsche and created custom-tailored solutions for their demanding industrial projects.

The company combines latest technology with many years of development experience, to create high quality and comprehensive solutions. Precision matters, be it in an industrial application or sports.

The first full-fledged product is the Augmented Reality system "PuttView" for golf putting practice. The sports solution is being marketed worldwide and is used by some of the best players and coaches including US Open Champion Bryson DeChambeau, Olympic Gold Medal winner Justin Rose and star coach Phil Kenyon.



Logo

Primary

This is our main logo and is primarily used on light backgrounds.



Secondary

These logos are used on light backgrounds, such as invoices or operating instructions.



On images

On images and video footage, use the solid white logo. If necessary, the image can be darkened to increase contrast.



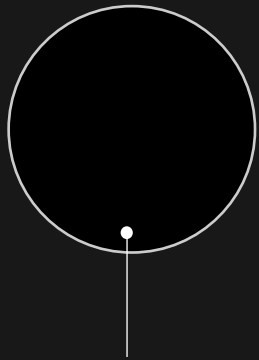
DOWNLOAD

Colours


Primary

Our main colours are dark grey, blue and white.

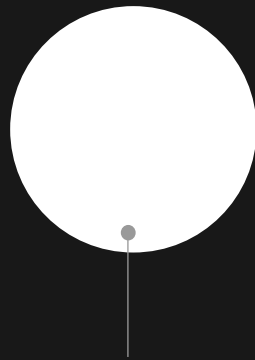
Dark grey and white are both used as background colours
while text should always be in dark grey.



DARK GREY
CMYK - 0 0 0 0
RGB - 255 255 255
Hex - #FFFFFF



BLUE
CMYK - 0 0 0 0
RGB - 255 255 255
Hex - #FFFFFF



WHITE
CMYK - 0 0 0 0
RGB - 255 255 255
Hex - #FFFFFF

Viewlicity
[vjulɪsɪti]

We would like the brand name Viewlicity to be spelled correctly. Viewlicity is one word and is spelled together.

~~**Viewli city**
[vjulɪ sɪti]~~

~~**View Licity**
[vju: lɪsɪti]~~



A B O U T P U T T V I E W

*“...the best training for
putting in the world”*

Bryson DeChambeau



Introduction

PuttView – The Interactive Learning Environment for all Things Putting

PuttView transforms every putting green into an interactive learning environment. It allows players and coaches to create any putting scenario to see real results on the course. It calculates each putt instantly, projects it directly onto the green and tracks your performance in real time to provide actionable feedback. But PuttView is more than pure practice, it is an interactive experience and challenges you and your friends with putting games. All in one turnkey system, to bring joyful improvement to players of any skill level.

PUTT.VIEW



PuttView Indoor

With our indoor solutions, namely the P7 Home Series, the Professional Series, Custom and Moving Greens, we offer our customers various options to choose from. Our all new P7 Home series is a simpler version of our PuttView technology focusing on the needs for home practice but featuring the same accuracy, performance and fun as the rest of our products. The Professional Series comes with a naturally contoured green and our full PuttView system, while the Custom and the Moving Greens offer just that – a perfect and individual setup for the customer.



Components of PuttView

PuttView Software

High-End Software running on PC, calculates any Putt and provides Interactive Visuals

Projector & Ball Tracking Camera

Transform any putting green into an interactive learning environment of up to 540sqft

Projected Visuals

Contour Lines, Animated Ball Paths, Speed Corridors, Sketch Mode, and many more

Tablet Control

Control all Visuals, Practice session and Games; access your Putting Data

Putting Green

Compatible with almost every static or moving Indoor Putting Green; even your pre-existing ones!



The technology behind it



3D Data

An accurate 3D Model is the foundation of PuttView. For existing greens and new custom built greens, we use modern surveying technology to scan the .



Calculation

Using the accurate 3D Model of the green, we can calculate any putt on that surface: for any starting position, for any hole location, and any starting speed. What is necessary?



Projection

By installing one or more projectors at the costumer's location we can transform your putting green of up to 540 sqft into an interactive learning environment.



The technology behind it



Interaction

An interactive tablet serves as the control center of PuttView. It allows you to change and control all visuals while walking freely on or near the putting green.



Feedback

Our ball tracking technology is able to track your played putt, draw the actual path on the green in real-time and save your putting data. Analyze your tendencies.

Indoor – Features and highlights



For Players and Coaches

You can use PuttView for your at home practice or in Golf Academies as a coach. We have an individual solution for you.



Guided Practice

Improve your practice sessions! With PuttView you can re-create every putt, choose from one of our predefined exercises or set up your own drills.




Free Practice

Play from anywhere to any position on the green and choose your preferred visual aids. There are almost unlimited putting options for you to choose from



Practice with the team

Practice with up to 6 Players simultaneously on any given putt. By setting up player accounts you can make your team practice more effective and fun.



Putting Games


Playful learning with Games for Single or Multiplayers alike. Choose a game and improve your putting while having fun with your friends.



The PuttView App

Change and control all visuals with this simple to use Tablet App. Set up practice sessions and get access to your putting data to track your performance over time.

Product Range



Home Series

60 sqft
Self Assembly
CNC Milled Contours

Starting at \$ 9,980



Professional Series

90 - 220 sqft
Full Service
CNC Milled Contours

Starting at \$ 22,980


Product Range



Custom Green

Up to 540 sqft
Individual Slope Design
Built-in Green

Full Setup starting at \$ 30-45k



Moving Green

Up to 300 sqft
Green Consulting
Adjustable Surface

Full Setup starting at \$ 50k

For Whom?

Golf Courses and Academies

- Phil Kenyon (Formby Hall, UK and Sea Island, GA)
- David Orr (Pine Needles, NC)
- Education City Golf Club (Qatar)
- TrustGolf (Bangkok)
- Hills Golf Academy (Tokyo)
- ...

College Programs

- Ohio State University
- Wake Forest University
- Clemson University
- University of Notre Dame
- Northwestern University
- ...

Professionals

- Tiger Woods
- Justin Rose
- Bryson DeChambeau
- ...

Residential

- enthusiastic golfers around the world

PuttView Outdoor

Launching soon – to bring together all aspects of the PuttView experience we created Augmented Reality Glasses that take our technology on real greens outdoors. Watch: Ahead of the Porsche European Open 2018 US Open Champion Bryson DeChambeau had the chance to prepare for the event with our prototype AR Glasses.

[WATCH DEMO](#)



PuttView Books

PuttView's "The Book" brings your indoor and outdoor experience together. Every detail of "The Book" was designed to help you save a shot under the most critical tournament situations. PuttView's technology and attention to detail results in the most accurate book allowable under the Rules of Golf. It fits into any traditional yardage book cover, it's USGA legal and brings you every relevant data it can, not only on the greens but throughout the entire golf course.

[VISIT WEBSITE](#)



Press

Press Reviews



Golf Channel:

"Bryson DeChambeau's secret putting weapon"

Christoph Pregizer joins Matt Ginella to explain the PuttView augmented reality system that Bryson DeChambeau is using to improve his putting game.

[READ ARTICLE](#)

Golf Digest:

"If Tiger Woods' backyard practice area didn't make you jealous, his indoor putting simulator will"

The green is adjustable, [...] telling the user exactly where to start the putt and creating an environment to work on technique, setup and the stroke.

[READ ARTICLE](#)

Golf Monthly:

"The visual cues provided by PuttView are fantastic"

PuttView is also excellent for helping you understand how different speeds result in different ball paths. The system can project the different paths required to hole putts struck at different speeds.

[READ ARTICLE](#)

Press Reviews



Today's Golfer:

"Inside a Super High-Tech Putting Studio"

PuttView shows you how to hole any breaking putt by calculating and projecting an accurate light path. Coaches can also take advantage of a sketch function by drawing graphics and instructions onto the putting surface.

[READ ARTICLE](#)

Golf Magic:

"Top 5 Tech Products at the PGA Show 2019"

This one was a great one to see at the PGA Show. Bryson DeChambeau has praised PuttView as a brilliant training aid to help you with your putting and if it's good enough for Bryson, then it's good enough for us!

[READ ARTICLE](#)

Sky Sports:

"Bryson DeChambeau gives us a scientific putting masterclass at Sawgrass"

DeChambeau uses PuttView technology in practice, which he insists is helpful to "train his brain" when lining up putts of all lengths with different variations of pace and break.

[READ ARTICLE](#)

Design elements

Logo



Primary

This is our main logo and is primarily used on light backgrounds.



Secondary

These logos are used on light backgrounds, such as invoices or operating instructions.



On images

On images and video footage, use the solid white logo. If necessary, the image can be darkened to increase contrast.

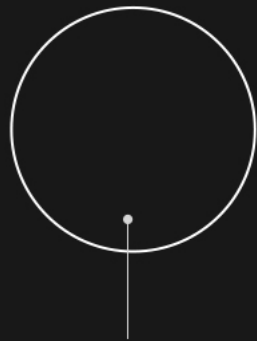


DOWNLOAD


Colours

Primary


Our main colours are dark grey, PV grey and white.
Dark grey and white are both used as background colours
while text and graphics appear in PV grey or white.



DARK GREY
CMYK – 77 67 61 84
RGB – 24 24 24
HEX – #181818




PV GREY
CMYK – 75 63 61 78
RGB – 33 35 34
HEX – #212322
PANTONE – 419C
RAL CLASSIC – 9017




WHITE
CMYK – 0 0 0 0
RGB – 255 255 255
HEX – #FFFFFF

Secondary

Our secondary colours are specifically bound to
functions or accents. PV orange and the light grey are
intended to highlight graphic elements to create
complimenting contrast to the primary colours.



PV ORANGE
CMYK – 0 68 94 0
RGB – 255 107 0
HEX – #FF6B00
PANTONE – 1505C
RAL CLASSIC – 2008



LIGHT GREY
CMYK – 2 2 2 0
RGB – 250 250 250
HEX – #FAFAFA

Spelling

PuttView

[pʌt vju:]

We would like the brand name PuttView to be spelled correctly. PuttView is one word and is spelled together. The P and the V are both capitalized.

~~Puttview~~

~~[pʌtvju]~~

~~Putt View~~

~~[pʌt: vju:]~~

Images

Images – Close-Up Package



DOWNLOAD

Images – Indoor Practice Package



DOWNLOAD

Get in touch



Ann-Kathrin Nahl

Ann-Kathrin Nahl

Marketing and Communication Manager

+49 162 3294116

nahl@puttview.com

Follow us on Social Media

puttview.com



facebook.com/puttview



@puttview



youtube.de/puttview

PUTT.VIEW

U P G R A D E Y O U R G A M E